



دائرة الثقافة والسياحة
DEPARTMENT OF CULTURE
AND TOURISM

ABU DHABI HOTEL PERFORMANCE REPORT

OCTOBER & YTD 2021



ABU DHABI HOTEL PERFORMANCE

دائرة الثقافة والسياحة
DEPARTMENT OF CULTURE
AND TOURISM



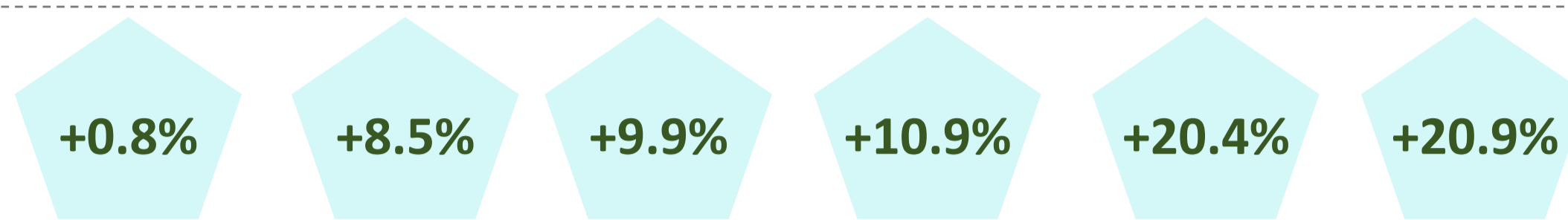
OCTOBER & YTD 2021

OVERALL PERFORMANCE – OCT 2021

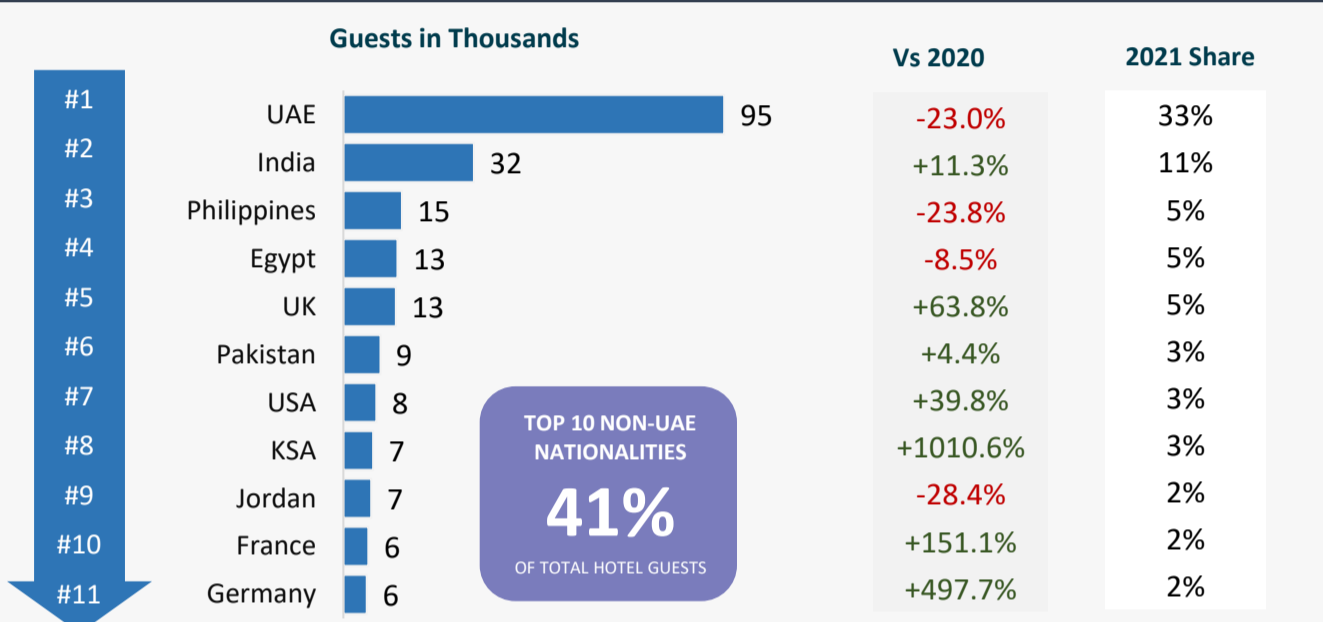
October
2021
Performance



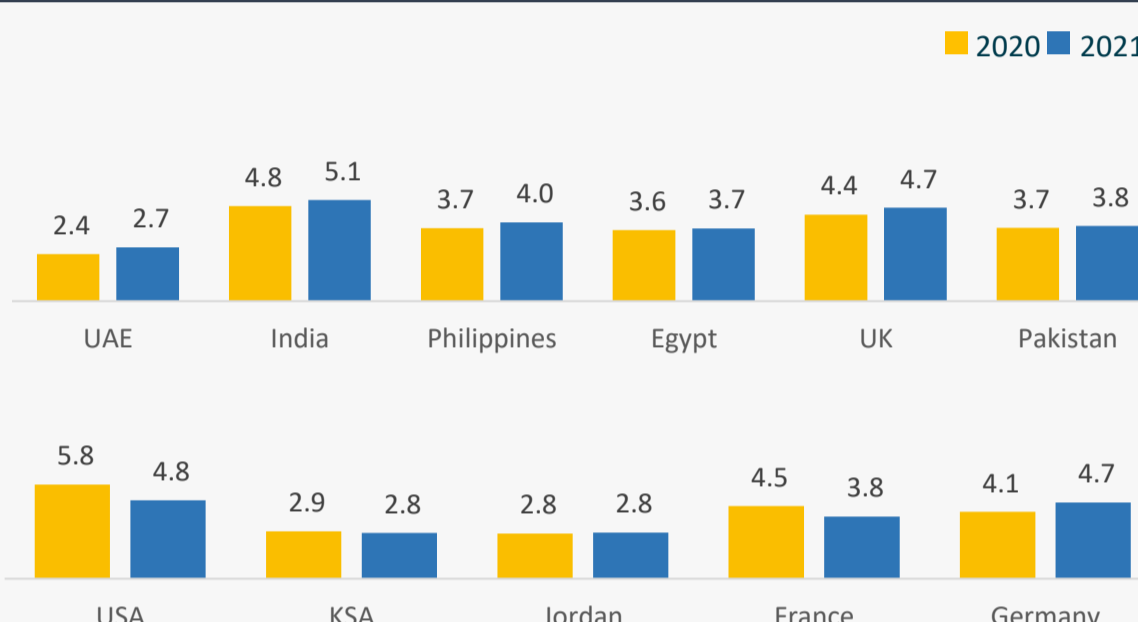
% Change vs
2020



HOTEL GUEST NATIONALITIES – OCT 2021



ALOS ACROSS TOP NATIONALITIES – OCT 2021



PERFORMANCE BY REGIONS – OCT 2021

OCT 2021	ABU DHABI		AL AIN		AL DHAFRA	
Key Indicators	Actuals	Vs 2020	Actuals	Vs 2020	Actuals	Vs 2020
Guests (K)	246.9	+3.0%	28.5	-12.7%	11.7	-7.0%
Occupancy	76%	+10.6%	67%	-5.7%	61%	-8.9%
ALOS (Nights)	3.8	+10.7%	2.3	-7.1%	3.0	+9.0%
Total Rev(M AED)	364.7	+26.4%	21.8	-0.1%	19.1	-23.7%
ARR (AED)	322	+13.7%	269	0.0%	438	-14.7%
REVPAR (AED)	246	+25.8%	180	-5.7%	266	-22.2%

PERFORMANCE BY STAR-RATINGS – OCT 2021

OCT 2021	5-STAR HOTELS		4-STAR HOTELS		1-3 STAR HOTELS		HOTEL APARTMENTS	
Key Indicators	Actuals	% Change vs 2020	Actuals	% Change vs 2020	Actuals	% Change vs 2020	Actuals	% Change vs 2020
Guests (K)	122.1	-7.2%	88.1	+6.4%	47.9	+23.9%	29.1	-8.7%
Occupancy	67%	+14.5%	79%	+1.3%	81%	+7.6%	87%	+7.2%
ALOS (Nights)	3.6	+30.3%	2.8	-5.8%	3.1	-2.1%	6.9	+8.2%
Total Rev(M AED)	279.4	+30.7%	66.1	-1.3%	25.7	+19.0%	34.3	+3.9%
ARR (AED)	476	+16.4%	211	-2.0%	166	+4.8%	241	-0.1%
REVPAR (AED)	321	+33.2%	168	-0.7%	134	+12.8%	209	+7.2%

YTD OCTOBER 2021 PERFORMANCE

OVERALL PERFORMANCE – YTD OCT 2021

YTD OCT
2021
Performance

Hotel Guests
2,615k

Hotel Occupancy
69%

Hotel ALOS
3.5 Nights

ARR (AED)
277

REVPAR (AED)
190

Revenues (AED)
3.1 BN

% Change vs
2020

+0.7%

+3.8%

+2.7%

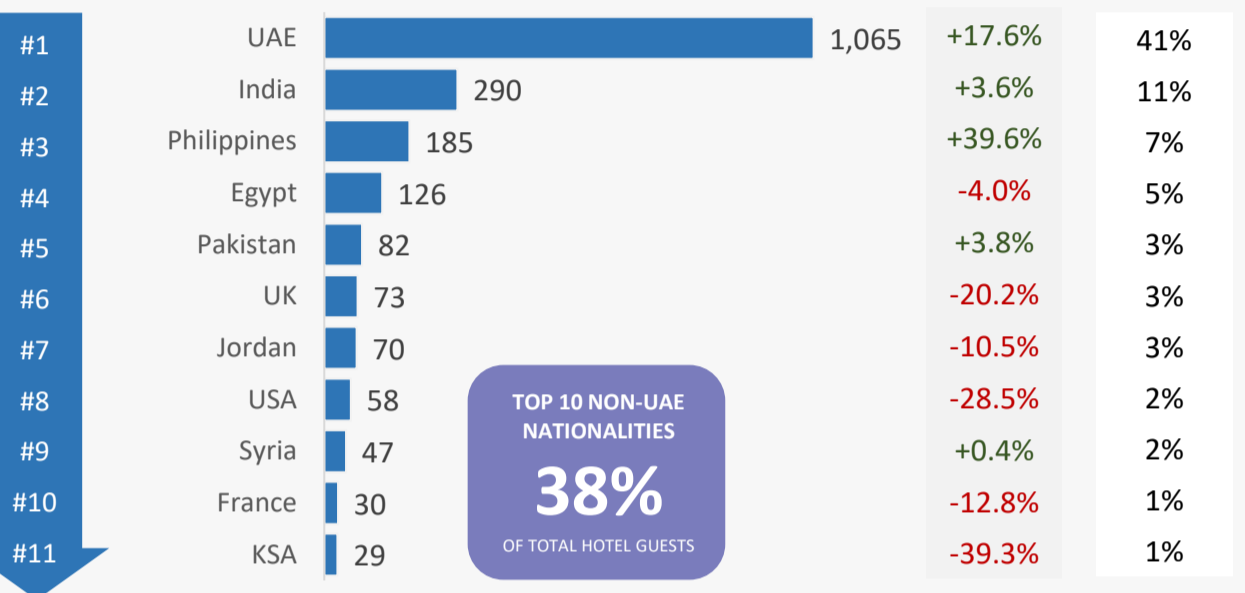
-1.2%

+2.6%

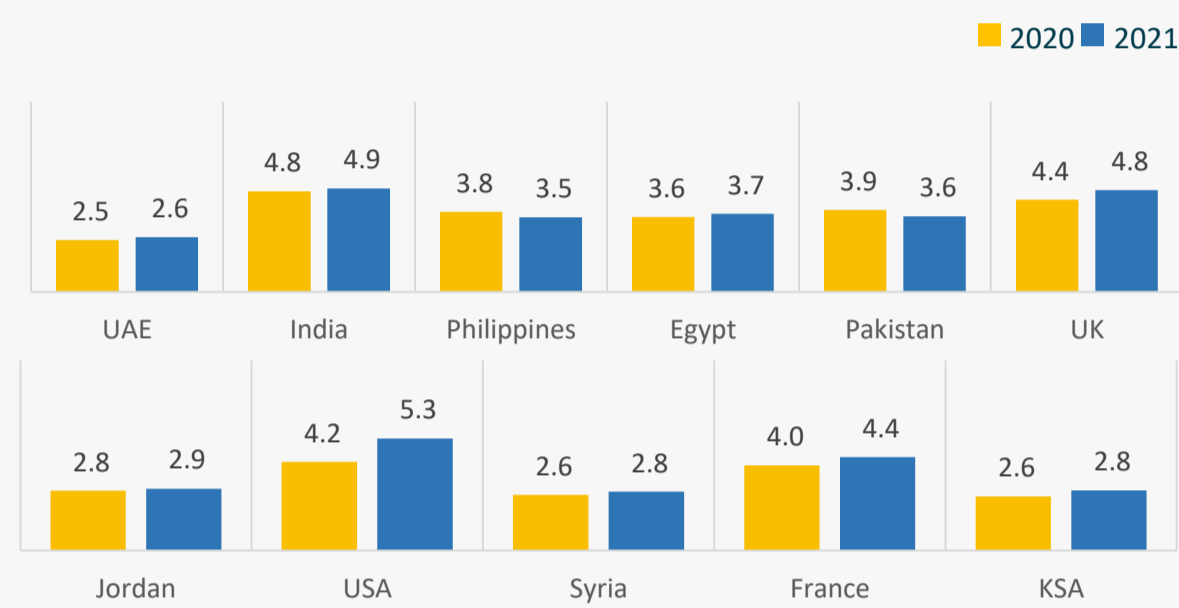
+3.4%

HOTEL GUEST NATIONALITIES – YTD OCT 2021

Guests in Thousands



ALOS ACROSS TOP NATIONALITIES – YTD OCT 2021



PERFORMANCE BY REGIONS – YTD OCT 2021

YTD OCT 2021	ABU DHABI		AL AIN		AL DHAFRA	
Key Indicators	Actuals	Vs 2020	Actuals	Vs 2020	Actuals	Vs 2020
Guests (K)	2254.6	+0.7%	268.0	+0.1%	92.7	+2.0%
Occupancy	70%	+4.4%	69%	+9.3%	52%	-15.9%
ALOS (Nights)	3.6	+1.6%	2.6	+9.6%	3.1	+20.1%
Total Rev(M AED)	2736.1	+3.8%	217.5	+30.5%	151.7	-24.4%
ARR (AED)	273	-1.1%	265	+16.1%	411	-24.4%
REVPAR (AED)	190	+3.3%	182	+26.9%	215	-36.5%

PERFORMANCE BY STAR-RATINGS – YTD OCT 2021

YTD OCT 2021	5-STAR HOTELS		4-STAR HOTELS		1-3 STAR HOTELS		HOTEL APARTMENTS	
Key Indicators	Actuals	% Change vs 2020	Actuals	% Change vs 2020	Actuals	% Change vs 2020	Actuals	% Change vs 2020
Guests (K)	1064.8	-7.5%	854.1	+5.8%	423.7	+8.2%	272.6	+10.5%
Occupancy	60%	+8.0%	76%	+1.7%	74%	+1.2%	80%	+1.7%
ALOS (Nights)	3.4	+14.5%	2.7	-4.1%	3.0	-2.2%	6.8	-9.8%
Total Rev(M AED)	2006.1	+5.8%	579.5	+4.1%	209.7	+1.0%	309.9	-9.9%
ARR (AED)	388	-1.7%	198	-0.8%	157	-1.9%	238	-5.3%
REVPAR (AED)	231	+6.2%	150	+0.9%	116	-0.7%	191	-3.7%